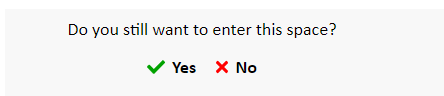


vSNE Gather.Town instructions

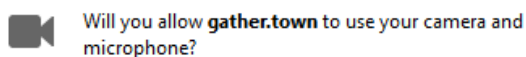
1. Using Chrome or Firefox, click on this link to enter the space: Link to come later.

This will open a new window, separate from the conference. If you wish to view both the posters and explore the gather.town space, keep both windows open side by side.

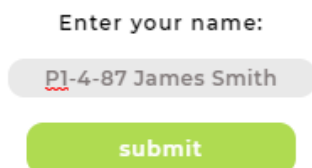
2. Confirm that you want to enter the space




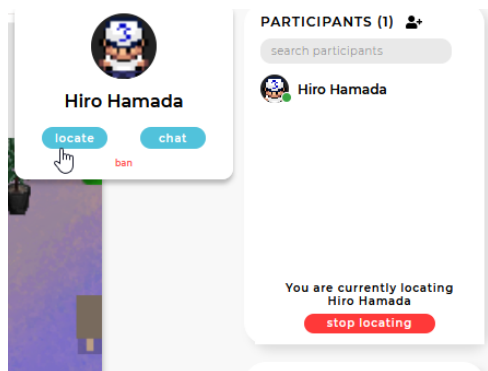
3. Indicate that you are OK for gather.town to use your computer's microphone and camera



4. Have a quick read of the basic instructions for moving around the space
5. Enter your name (if you are a poster presenter, you may want to include your poster number before your name so that people can search for you this way)



6. You will then see your name above your avatar, which you can now move around the space using the arrows on your keyboard.
 - a. Your microphone and video will automatically start sharing if you move within close proximity of another attendee's avatar
 - b. If you wish to locate a specific individual, you can search for them in the search bar
 - c. You can also find a route to the location of the person you are looking for



7. Another option is to simply make your way to the poster halls and see who might be hanging out in the space. Feel free to strike a conversation with anyone, as you would do in real life.